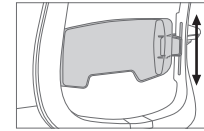
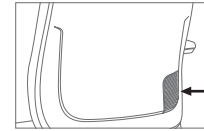


Reply & Reply Air Regolazioni

SCHIENALE

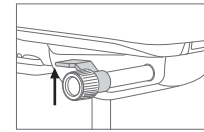


Altezza del sostegno lombare (opzionale)

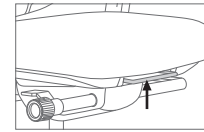


Altezza dello schienale

SEDILE

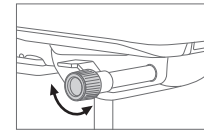


Altezza del sedile

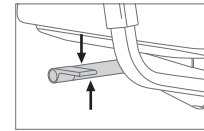


Profondità del sedile (opzionale)

MECCANISMO

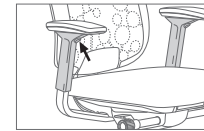


Tensione di oscillazione

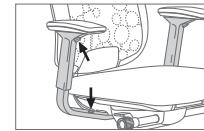


Bloccaggio multiposizione ed in pozione avanzata dello schienale

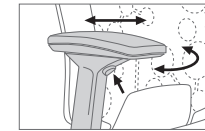
BRACCIOLI



Regolabile in altezza (opzionale)



Regolabile in altezza e larghezza (opzionale)



Profondità, altezza e rotazione (opzionale)

RUOTE

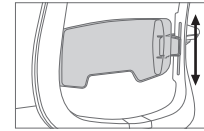
La scelta delle ruote dipende dal tipo di pavimento su cui la sedia sarà utilizzata: per pavimenti duri (es. pietra, legno, laminato, linoleum, ecc.) scegliere ruote morbide. Su pavimenti morbidi (es. moquette, ecc.) optare per ruote dure.

GARANZIA

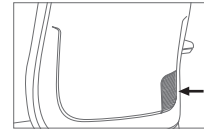
Attenzione! Il prodotto deve essere usato esclusivamente come sedia operativa da ufficio: ogni diverso tipo di utilizzo può essere pericoloso per la vostra incolumità. Sedia operativa Tipo B secondo la norma EN 1335-1,2,3 (normale utilizzo giornaliero di 8 ore da parte di persone di peso non superiore a 110 kg). Rivestimento / Garanzia – Per tutte le informazioni relative alla manutenzione del rivestimento della vostra sedia, e per informazioni sulla garanzia generale, vi preghiamo di rivolgervi al vostro concessionario. Pistone a gas – Il pistone a gas della vostra sedia potrà essere riparato o sostituito solo da personale competente e qualificato (personale Steelcase, concessionario).

Regulaciones Reply & Reply Air

RESPALDO

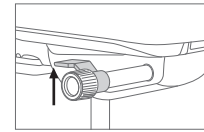


Altura de la sujeción lumbar (en opción)

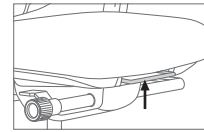


Altura del respaldo

ASIENTO

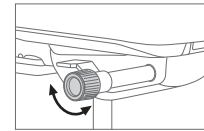


Altura del asiento

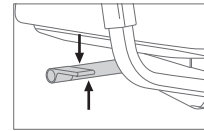


Profundidad del asiento (en opción)

MECANISMO

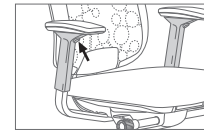


Tensión de basculación

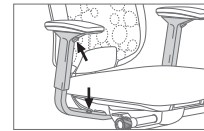


Bloqueo en posición avanzada y multiposiciones (en opción)

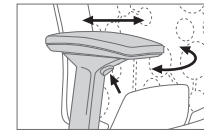
BRAZOS



Regulables en altura (en opción)



Regulables en altura y anchura (en opción)



Regulables en altura, profundidad y ángulo (opcional)

RUEDAS

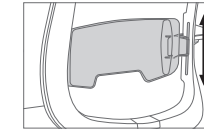
Para facilitar la movilidad del usuario, se puede elegir entre 2 opciones de ruedas en función del suelo disponible: ruedas blandas para suelos duros (enlosado, parquet...), ruedas duras para suelos blandos (moqueta).

GARANTÍA

Por favor tener en cuenta que el producto se debe usar como silla de trabajo: cualquier otro uso inadecuado podría generar riesgos para su seguridad. Silla de trabajo tipo B según EN 1335-1,2,3. Revestimientos / Garantía – Para cualquier consejo básico sobre el mantenimiento del revestimiento de su silla, así como para conseguir información sobre condiciones generales de garantía, contacte por favor con nuestro comercial y/o concesionario. Nivelador – El nivelador de su silla sólo podrá ser sustituido por personas especializadas (personal técnico Steelcase o concesionarios).

Comando Reply & Reply Air

COSTA

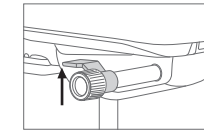


Altura do apoio lombar (opcional)

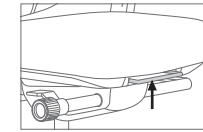


Altura da costa

ASSENTO

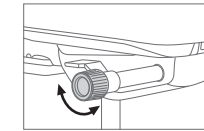


Altura do assento

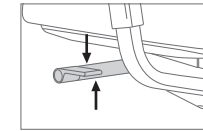


Profundidade do assento (opcional)

MECANISMO

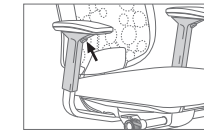


Tensão de basculação

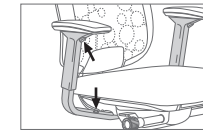


Bloqueio multiposições e na posição avançada da costa

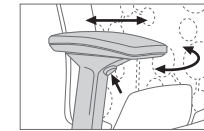
BRAÇOS



Regulação e altura (opcional)



Regulação e altura e largura (opcional)



Profundidade, altura e ângulo (opcional)

RODÍZIOS

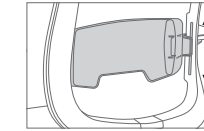
Para favorecer o movimento e a mobilidade, é possível escolher entre 2 tipos de rodízios em função do solo: Rodízios macios para solos duros (ladrilhos, parquet...). Rodízios duros para solos macios (alcatifa).

GARANTIAS

Por favor tenha em atenção que o produto deverá ser usado unicamente como cadeira de trabalho de escritório: qualquer outra utilização pode ser perigosa para a sua própria segurança: Cadeira de trabalho de escritório Tipo B conforme EN 1335-1,2,3. Revestimento / Garantia – Para qualquer esclarecimento sobre a manutenção do revestimento da sua cadeira, assim como condições gerais de garantia é favor entrar em contacto com Steelcase. Lift – O lift da sua cadeira só deverá ser substituído por pessoal qualificado (técnicos Steelcase).

Регулировки Reply & Reply Air

СПИНКА

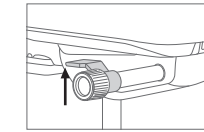


Регулировка высоты поясничного отдела (Опционально)

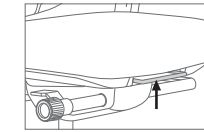


Регулировка спинки по высоте

СИДЕНЬ

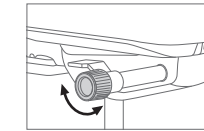


Регулировка высоты сиденья

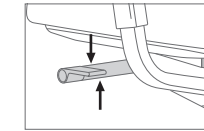


Регулировка глубины сиденья (опционально)

МЕХАНИЗМ

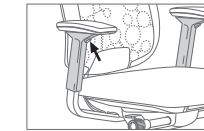


Регулировка силы откидывания спинки

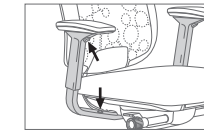


Блокировка спинки в различных положениях

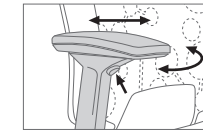
ПОДЛОКОТНИКИ



Регулировка высоты (опционально)



Регулировка высоты и ширины (опционально)



Регулировка высоты, глубины, вращения (опционально)

КОЛЕСИКИ

Выбор колесиков зависит от вида напольного покрытия - для жесткого пола (камень, дерево, ламинат, линолеум и т.д.) выбирайте мягкие колесики. Для мягкого покрытия (ковролин и т.д.) выбирайте жесткие колесики.

ГАРАНТИЯ

Продукт предназначен только для использования в офисе. Любое другое применение может быть небезопасным. Кресло соответствует стандарту EN 1335-1,2,3 (8-ми часовой рабочий день для человека весом не более 110 кг) Обивка/гарантия : по всем вопросам об уходе за креслом и о предоставляемых гарантиях, пожалуйста, обращайтесь к Вашему дилеру. Вазлифт : Для замены регулируемого газлифта кресла обращайтесь только к специалистам (сотрудникам Steelcase или инженерам дилера), которые на месте производят все работы.

Reply & Reply Air™

Adjustable armrests (option)
 Accotoirs réglables (en option)
 Verstellbare Armlehnen (Option)
 Instelling van de armlenningen (optie)
 Regolazione dei braccioli (opzionale)
 Braços regulables (en opción)
 Regulação dos braços (opcional)
 Регулировка подлокотников (опционально)

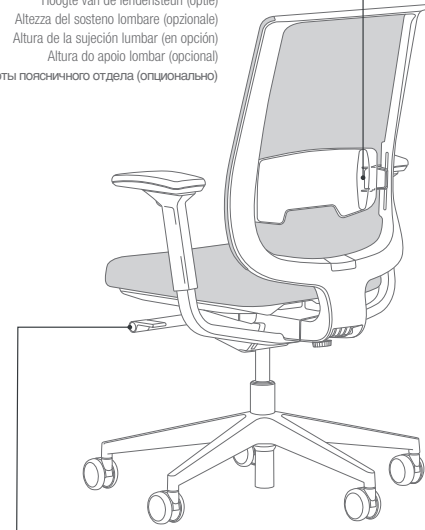
Seat depth (option)
 Profondeur d'assise (en option)
 Sitztiefenverstellung (Option)
 Instelling van de zitdiepte (optie)
 Profondità del sedile (opzionale)
 Profundidad del asiento (en opción)
 Profundidade do assento (opcional)
 Регулировка глубины сиденья (опционально)



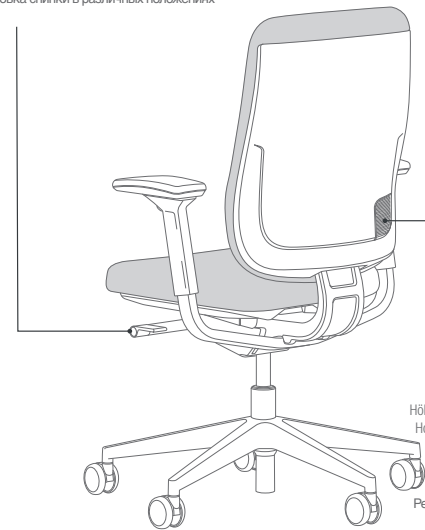
Seat height
 Hauteur d'assise
 Sitzhöhe
 Instelling van de zithoogte
 Altezza del sedile
 Altura del asiento
 Altura do assento
 Регулировка высоты сиденья

Tilt tension adjustment
 Tension de basculement
 Härteeinstellung der Rückenlehne
 Neigweerstand van de rugleuning
 Tensione di basculamento
 Tensión de basculación
 Tensão de basculação
 Регулировка силы откидывания спинки

Height adjustable lumbar support (option)
 Soutien lombaire réglable en hauteur (en option)
 Höhe der Lumbalunterstützung (Option)
 Hoogte van de lendensteun (optie)
 Altezza del sostegno lombare (opzionale)
 Altura de la sujeción lumbar (en opción)
 Altura do apoio lombar (opcional)
 Регулировка высоты поясничного отдела (опционально)



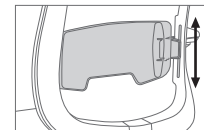
Multi-position and upright back lock
 Blocage multipositions et position avancée du dossier
 Arretierung der Rückenlehne in beliebiger Position und in vorderer Position
 Blokkering van de rugleuning in meerdere standen en in de voorste stand
 Bloccaggio multiposizione ed in pozione avanzata dello schienale
 Bloqueo multiposiciones y posición avanzada del respaldo
 Bloqueio multiposições e na posição avançada da costa
 Блокировка спинки в различных положениях



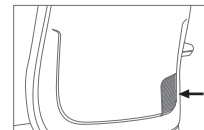
Backrest height adjustment
 Hauteur du dossier
 Höhenverstellung der Rückenlehne
 Hoogteregeling van de rugleuning
 Altezza dello schienale
 Altura del respaldo
 Altura da costa
 Регулировка спинки по высоте

Reply & Reply Air Controls

BACKREST

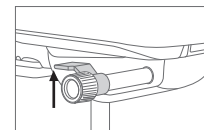


Height adjustable lumbar support (option)

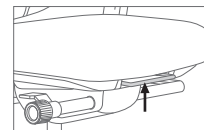


Backrest height adjustment

SEAT

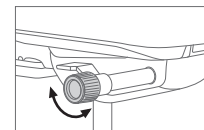


Seat height adjustment

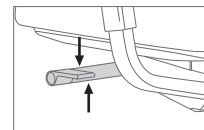


Seat depth adjustment (option)

MECHANISM

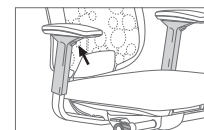


Tilt tension adjustment

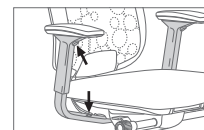


Multi-positions and upright back lock

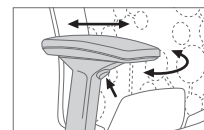
ARMRESTS



Height adjustable (option)



Height and width adjustable (option)



Height, depth & pivot adjustable (option)

CASTORS

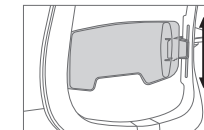
The choice of castors depends upon the type of flooring the chair will be used on - for hard floors (such as stone, wood, laminate, linoleum etc) select a soft castor. On soft flooring (carpet etc) select a hard castor.

WARRANTY

Please be aware that the product should be used as an office work chair only: any other use can be dangerous for your own safety. The standard task chair is tested to EN 1335-1,2,3 (normal 8 hour day by persons weighing up to 110 Kgs). Fabrics / Warranty – For any basic advice for taking care of your chair and information concerning general warranties, please contact your dealer. The gas lift – For replacement of your chair's adjustable gas lift, only qualified persons (Steelcase staff and dealer engineers) can service the product at the workplace.

Reply & Reply Air Réglages

DOSSIER

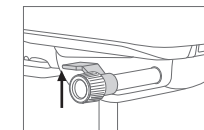


Hauteur du soutien lombaire (en option)

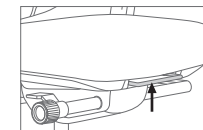


Hauteur du dossier

ASSISE

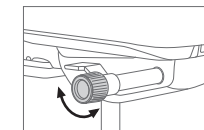


Hauteur d'assise

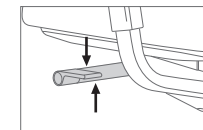


Profondeur d'assise (en option)

MECANISME

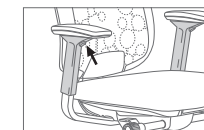


Tension de basculement

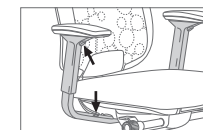


Blocage multipositions et position avancée du dossier

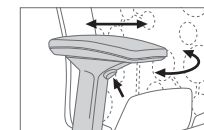
ACCOTOIRS



Hauteur réglable (en option)



Hauteur et largeur réglables (en option)



Hauteur, profondeur et angle réglables (en option)

ROULETTES

Pour favoriser le mouvement et la mobilité, un choix de 2 types de roulettes en fonction du sol est disponible : roulettes molles pour sols durs (carrelage, parquet...), roulettes dures pour sols mous (moquette).

GARANTIE

Toute utilisation autre que celle engageant un siège de bureau est formellement déconseillée car pouvant être dangereuse pour la sécurité de son utilisateur. Siège de travail type B selon norme EN 1335-1,2,3. Revêtement / Garantie – Pour tout conseil concernant l'entretien du revêtement de votre siège, ou toute demande d'information concernant la garantie, veuillez prendre contact avec votre concessionnaire. Le vérin – Le vérin de votre siège ne peut être remplacé que par des personnes compétentes (personnel Steelcase, concessionnaires).

Reply & Reply Air Einstellungen

RÜCKENLEHNE

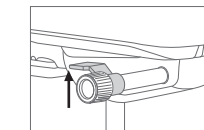


Höhe der Lumbalstütze (Option)

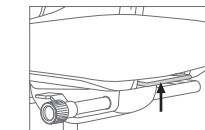


Höheverstellung der Rückenlehne

SITZ

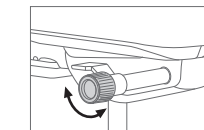


Sitzhöhe

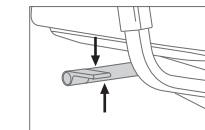


Sitztiefenverstellung* (Option)

MECHANIK

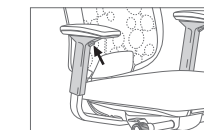


Härteeinstellung der Rückenlehne

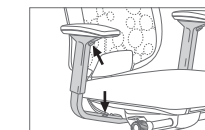


Arretierung der Rückenlehne in vorderer und in hinterer Position

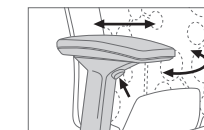
ARMLEHNEN



Höhenverstellbar (Option)



Höhen und breitenverstellbar (Option)



Höhe, Tiefe und Winkel einstellbar (Option)

LAUFROLLEN

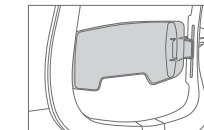
Bij de keuze van de wieltjes van uw stoel moet u rekening houden met de vloerbedekking. Op harde vloeren (linoleum, tegels, parket) gebruikt u zachte wieltjes. Op zachte vloeren (tapijt) gebruikt u harde wieltjes.

GARANTIE

Bitte beachten Sie, dass die Garantie Ihres Bürodrehstuhles nur bei bestimmungsgemäßen Gebrauch gewährleistet ist. Eine andere Nutzung kann Ihre Sicherheit gefährden. Bürodrehstuhl Typ B gemäß EN 1335-1,2,3. Pflege / Garantie – Falls Sie eine Pflegeanleitung für den Bezug Ihres Sitzmöbels benötigen oder Fragen zur allgemeinen Garantie haben, setzen Sie sich bitte mit Ihrem Fachhändler in Verbindung. Die Gasfeder – Die Gasfeder Ihres Sitzmöbels sollte nur von geschultem Personal ausgetauscht werden.

Reply & Reply Air Instellingen

RUGLEUNING

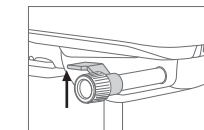


Hoogte van de lendensteun (optie)

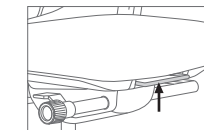


Hoogteregeling van de rugleuning

ZITTING

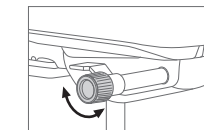


Instelling van de zithoogte

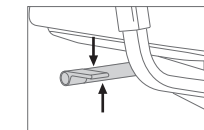


Instelling van de zitdiepte* (optie)

MECHANISME

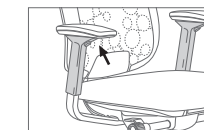


Neigweerstand van de rugleuning

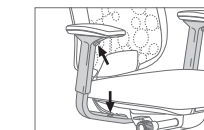


Blokkering van de rugleuning in voorste positie

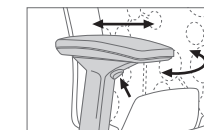
ARMSTEUNEN



In hoogte verstelbaar (optie)



In hoogte en breedte verstelbaar (optie)



In hoogte, diepte en Hoek verstelbaar (optie)

WIJLTJES

Bij de keuze van de wieltjes van uw stoel moet u rekening houden met de vloerbedekking. Op harde vloeren (linoleum, tegels, parket) gebruikt u zachte wieltjes. Op zachte vloeren (tapijt) gebruikt u harde wieltjes.

ONDERHOUD

Gelieve er op te letten dat dit product enkel als bureaustoel gebruikt dient te worden: alle andere toepassingen kunnen gevaarlijk zijn voor uw veiligheid. Bureaustoel Type B volgens EN 1335-1,2,3. Onderhoud – Voor elk advies inzake het onderhoud van de bekleding van uw stoel, gelieve contact op te nemen met uw dealer. Gasveer – Alleen deskundig personeel mag de gasveer van uw stoel vervangen (personeel van Steelcase, dealers, onderhoudstechnici).